

LETTER TO THE EDITOR

# The dust morphology of the elliptical Galaxy M86 with SPIRE<sup>★</sup>

H.L. Gomez<sup>1</sup>, M. Baes<sup>2</sup>, L. Cortese<sup>1</sup>, M.W.L. Smith<sup>1</sup>, A. Boselli<sup>3</sup>, L. Ciesla<sup>3</sup>, G.J. Bendo<sup>4</sup>, M. Pohlen<sup>1</sup>, S. di Serego Alighieri<sup>5</sup>, R. Auld<sup>1</sup>, M.J. Barlow<sup>6</sup>, J.J. Bock<sup>7</sup>, M. Bradford<sup>7</sup>, V. Buat<sup>3</sup>, N. Castro-Rodriguez<sup>8</sup>, P. Chaniel<sup>9</sup>, S. Charlot<sup>10</sup>, D.L. Clements<sup>4</sup>, A. Cooray<sup>11</sup>, D. Cormier<sup>9</sup>, J.I. Davies<sup>1</sup>, E. Dwek<sup>12</sup>, S. Eales<sup>1</sup>, D. Elbaz<sup>9</sup>, M. Galametz<sup>9</sup>, F. Galliano<sup>9</sup>, W.K. Gear<sup>1</sup>, J. Glenn<sup>13</sup>, M. Griffin<sup>1</sup>, S. Hony<sup>9</sup>, K.G. Isaak<sup>14</sup>, L.R. Levenson<sup>7</sup>, N. Lu<sup>7</sup>, S. Madden<sup>9</sup>, B. O'Halloran<sup>3</sup>, K. Okumura<sup>9</sup>, S. Oliver<sup>15</sup>, M.J. Page<sup>16</sup>, P. Panuzzo<sup>9</sup>, A. Papageorgiou<sup>1</sup>, T.J. Parkin<sup>17</sup>, I. Perez-Fournon<sup>8</sup>, N. Rangwala<sup>13</sup>, E.E. Rigby<sup>18</sup>, H. Roussel<sup>10</sup>, A. Rykala<sup>1</sup>, N. Sacchi<sup>19</sup>, M. Sauvage<sup>9</sup>, M.R.P. Schirm<sup>17</sup>, B. Schulz<sup>20</sup>, L. Spinoglio<sup>19</sup>, S. Srinivasan<sup>10</sup>, J.A. Stevens<sup>21</sup>, M. Symeonidis<sup>16</sup>, M. Trichas<sup>4</sup>, M. Vaccari<sup>22</sup>, L. Vigroux<sup>10</sup>, C.D. Wilson<sup>17</sup>, H. Wozniak<sup>23</sup>, G.S. Wright<sup>24</sup>, and W.W. Zeilinger<sup>25</sup>

(Affiliations can be found after the references)

Submitted to A&A Herschel Special Issue

## ABSTRACT

We present *Herschel*-SPIRE observations at 250-500  $\mu\text{m}$  of the giant elliptical galaxy M86 and examine the distribution of the resolved cold dust emission and its relation with other galactic tracers. The SPIRE images reveal three dust components: emission from the central region; a dust lane extending north-south; and a bright emission feature 10 kpc to the south-east. We estimate that  $\sim 10^6 M_{\odot}$  of dust is spatially coincident with atomic and ionized hydrogen, originating from stripped material from the nearby spiral NGC 4438 due to recent tidal interactions with M86. The gas-to-dust ratio of the cold gas component ranges from  $\sim 20 - 80$ . We discuss the different heating mechanisms for the dust features.

**Key words.** Galaxies: ellipticals and lenticulars – Galaxies: individual: M86 – Submillimetre: ISM: dust

## 1. Introduction

Studies of cold dust in elliptical galaxies has been limited to date by the lack of high-resolution, long wavelength spectral coverage. In particular, the origin of far-infrared (FIR) emission in these systems is still a controversial issue, with evidence of dusty disks favouring a stellar origin (e.g. Knapp et al. 1989) and other systems originating from mergers with dust-rich galaxies (Leeuw et al. 2008). The unprecedented resolution and sensitivity of the recently launched *Herschel* Space Observatory (Pilbratt et al. 2010) allows us to address long-standing issues such as the origin and quantity of dust in ellipticals.

One of the most well-known IR-bright ellipticals is the giant Virgo Cluster member, M86, at a distance of 17 Mpc (Mei et al. 2007). Two dust features were detected with *IRAS*, one coincident with the galaxy and another to the north-west, thought to be coincident with an X-ray plume of gas (Knapp et al. 1989; White et al. 1991) and originally attributed to dust stripped from M86 due to its motion through the cluster. Higher resolution data from *ISO* revealed two dust peaks within M86 suggesting a massive dust complex (Stickel et al. 2003, hereafter S03). They proposed a tidal origin, also supported by absorption features attributed to dust stripped from the nearby dwarf galaxy, VCC 882 (Elmegreen et al. 2000). The discovery of atomic gas offset from the centre of M86 and decoupled from its stellar disk supports the tidal scenario (Li & van Gorkom 2001). More recently, Kenney et al. (2008, hereafter K08) detected strong  $H\alpha$  features extending from the nearby spiral NGC 4438 at 23' away,

to within 1' of the nucleus of M86. The distribution and velocity of the ionized gas provides clear evidence for tidal interaction between these two giants (K08, Fig. 1 Cortese et al. 2010). In this scenario, we are observing debris from the spiral left in the wake of the collision with M86 with  $\sim 10^9 M_{\odot}$  of cold gas removed from NGC 4438 (K08). The stripped material is then heated by the hot interstellar medium (ISM) of M86 or shock fronts from the interaction. Although tidal stripping from NGC 4438 is supported by the atomic and ionized gas distribution, the origin of the dust responsible for the FIR emission and its heating mechanism is unclear. Here we present submm observations of M86 with *Herschel*-SPIRE (Griffin et al. 2010). Companion observations of NGC 4438, are presented in Cortese et al. (2010).

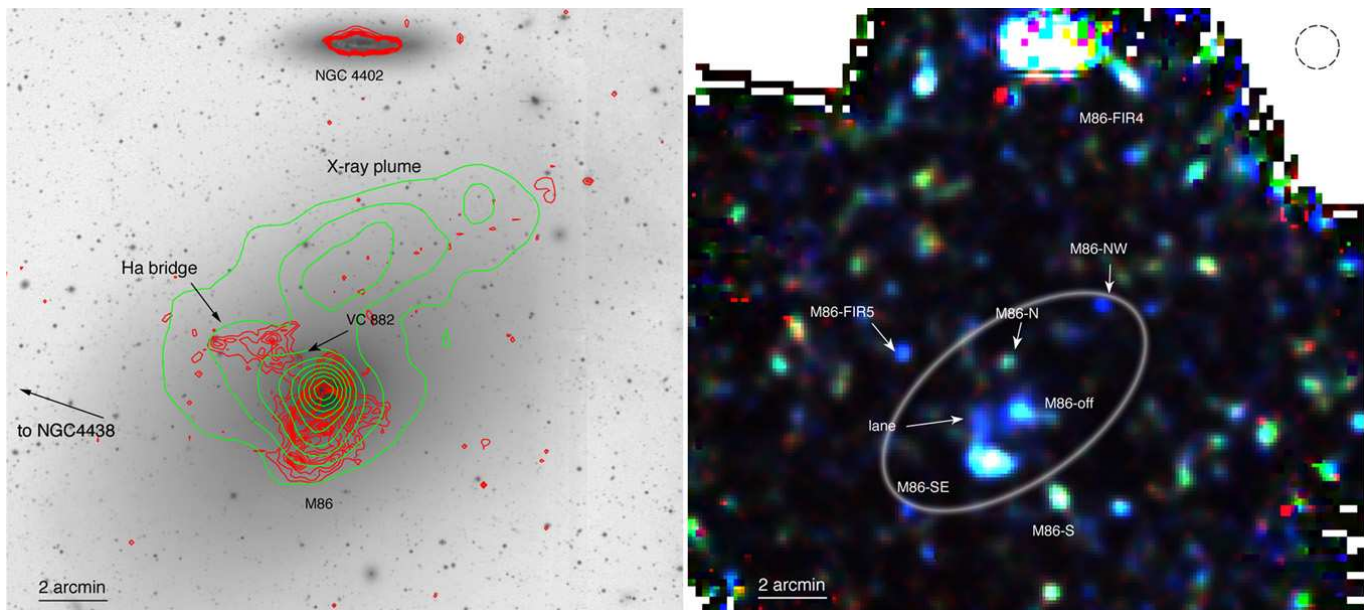
## 2. Observations and data reduction

M86 was observed with SPIRE at 250, 350 and 500  $\mu\text{m}$  during *Herschel*'s Science Demonstration Phase as part of the *Herschel* Reference Survey (Boselli et al. 2010a). Eight pairs of cross-linked observations were taken in scan-map mode with scanning rate 30"/sec. The data were processed following the detailed description given in Pohlen et al. (2010) and Bendo et al. (2010a). Calibration methods and accuracies are outlined in Swinyard et al. (2010). The measured  $1\sigma$  noise level is 5, 6 and 7 mJy beam<sup>-1</sup> at 250, 350 and 500  $\mu\text{m}$  with beam size 18, 25 and 37"; the noise is dominated by background source confusion.

## 3. Results

The three-colour SPIRE image is shown in Fig. 1 with dust features labeled (following the terminology of S03) along with an

<sup>★</sup> *Herschel* is an ESA space observatory with science instruments provided by European-led Principal Investigator consortia and with important participation from NASA.



**Fig. 1.** *Left:* *R*-band image of M86 region with  $H\alpha$  (red) and X-ray (green) contours. *Right:* Three-colour image at 250, 350 and  $500\mu\text{m}$ , smoothed to  $500\mu\text{m}$  beam (as indicated by dashed circle in upper right of the figure). The ellipse indicates the optical halo of M86 ( $8.9' \times 5.6'$ ).

optical image of the same region with X-ray and  $H\alpha$  contours. In the SPIRE image, there are a number of unresolved sources, and at least five extended features. Careful comparison of large scale FUV and IRAS maps of this region show that the cirrus emission is extremely low ruling out a Galactic origin. In Fig. 2, we focus on the central  $13' \times 8'$  region and compare with structures seen at other wavelengths. Towards the south, M86-S is coincident with a number of clustered  $24\mu\text{m}$  sources. In the north-west, the bright source M86-NW (originally associated with M86's X-ray plume) has no optical or UV counterpart and peaks at  $\lambda < 100\mu\text{m}$ . The bright feature M86-FIR5 is coincident with an optical galaxy (VPC 463) and, like M86-FIR4, has a similar flux ratio to M86-NW. Extending north from M86, a faint ( $2-3\sigma$ ) filament-like submm structure appears to be coincident with blueshifted  $H\alpha$  emission (Fig. 2) attributed to ionized debris from the *incoming* trajectory of the NGC 4438 collision (Trinchieri & di Serego Alighieri 1991; Finoguenov et al. 2004; K08). However, this submm filament is also coincident with a number of distant  $24\mu\text{m}$  sources. We therefore suggest that this feature along with M86-S, M86-NW, M86-FIR5 and M86-FIR4 originate from background sources unrelated to M86.

The submm morphology within the inner  $2'$  of M86 is surprisingly complex and differs from the smooth distributions seen in the  $24\mu\text{m}$ , UV and optical images. We see four distinct features in the SPIRE maps labeled as M86-N, M86-off, M86-SE and 'lane' (Fig. 1). M86-N is a bright unresolved source which is included in the photometry due to its coincidence with a  $H\alpha$  knot in this region<sup>1</sup>. The feature M86-SE ( $7.7 \times 2.3$  kpc) is the brightest feature within the optical halo and is offset from the centre by  $1.9'$  (10 kpc). To the immediate north of this feature extends the bright 'lane' structure. These features are not seen in the *Spitzer*  $24$  or  $70\mu\text{m}$  data (although the latter exhibits severe striping effects) but are detected with *ISO* at  $90$ ,  $135$  and  $180\mu\text{m}$  and *Spitzer*  $160\mu\text{m}$  (Fig. 2). Although there are four  $24\mu\text{m}$  point

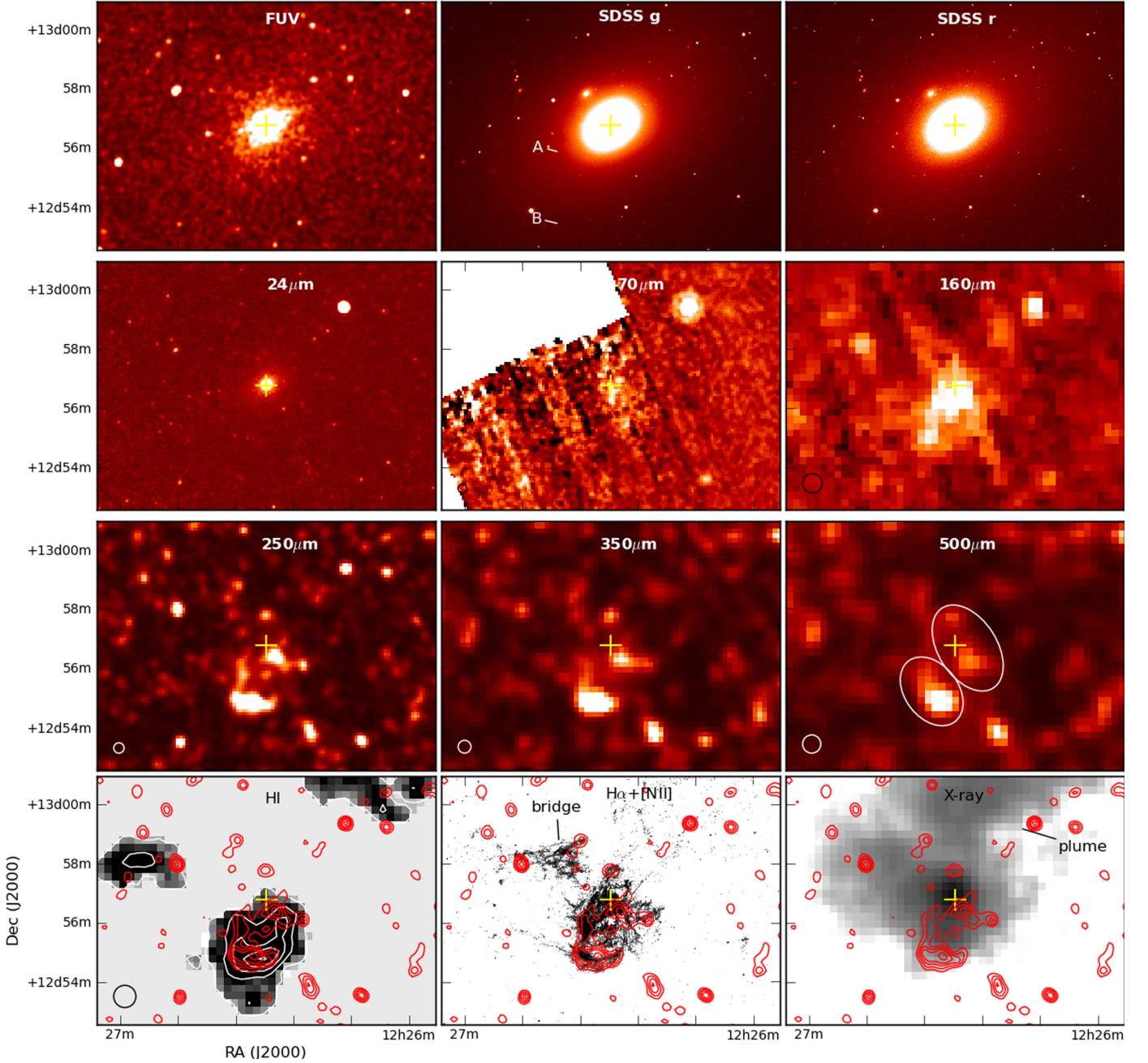
sources coincident with the M86-SE structure, these are likely to be background sources since corresponding features are not seen in the same position in  $H\alpha$  nor are they coincident with the peaks in the submm emission. These four features (Fig. 2) are spatially coincident with peaks in the redshifted ionized gas (M86-SE:  $-120\text{ km s}^{-1}$ , M86-off:  $-200 - 350\text{ km s}^{-1}$ ) extending from NGC 4438 (K08) and with atomic  $\text{H I}$  (Li & van Gorkom 2001). The submm and  $\text{H I}$  peak in M86-SE is coincident with an  $H\alpha$  'hole', but this is likely due to the lower resolution of the former. M86-SE is also contained within an X-ray boundary tracing the X-ray halo (Finoguenov et al. 2004; Randall et al. 2008). The strong spatial correlation between the cool atomic gas, cold dust, ionised gas and hot X-ray boundary shown in Fig. 2 seems to suggest that the dust originates from gas stripped from NGC 4438 and is immersed in the X-Ray halo of M86.

At first glance, it appears that the 'lane' feature and M86-SE are coincident with dusty filaments seen in absorption (A and B in Fig. 2; Elmegreen et al. 2000). Careful comparison with the SPIRE images show that their B feature is  $1.3'$  south of M86-SE, and filament A is offset by  $0.4'$ . Faint submm emission is seen at the southern tip of A and the atomic gas encompasses feature B. We are not able to resolve A (at only  $6''$  across in the optical), but surprisingly we do not detect significant emission associated with B. This could be a result of the absorption features arising from foreground dust lanes with low column density, or the dust is simply too cold to be detected with *Herschel*.

### 3.1. Dust mass and heating within the optical halo

We performed aperture photometry on the IR and submm images from *ISO*, *Spitzer* and SPIRE. The datasets were *wcs*-aligned, and smoothed to the  $160\mu\text{m}$  beam using the appropriate kernels (Bendo et al. 2010b) and assuming gaussian beam profiles for SPIRE. Fluxes were measured using two elliptical apertures (Fig. 2) with semi-major, semi-minor axes and position angles of  $1.4' \times 1.0'$ ,  $127.5^\circ$  (encompassing M86-SE) and  $1.0' \times 1.6'$ ,  $31.5^\circ$  (encompassing M86-off and M86-N) respectively. We used an empirical  $160\mu\text{m}$  PSF to determine the aper-

<sup>1</sup> We note that M86-N has similar features to other point sources in the crowded field and could be a background object. It contributes 15% of the flux measured in the aperture for M86-off.



**Fig. 2.** Multiwavelength comparison of M86. *Top:* UV (*GALEX*) and optical (SDSS) with absorption features A & B. *Middle:* *Spitzer* 24–160  $\mu\text{m}$  and SPIRE 250–500  $\mu\text{m}$ . White ellipses indicate photometry apertures. *Bottom:* Gas emission shown in negative greyscale. HI with white contours  $10 + 25 \text{ mJy beam}^{-1}$  (courtesy J. van Gorkom).  $\text{H}\alpha$  (courtesy J. Kenney) and X-ray (*ROSAT*). 250  $\mu\text{m}$  shown by red contours  $9 + 6 \text{ mJy beam}^{-1}$ .

ture correction (Young, Bendo & Lucero 2009). The spectral energy distributions (SEDs) of M86-off and M86-SE are shown in Fig. 3 (see also Boselli et al. 2010b). Blackbody functions modified with a  $\lambda^{-2}$  emissivity law are plotted for comparison with temperatures 15 K and 44 K. Assuming a mass-absorption coefficient,  $\kappa_{500} = 0.1 \text{ kg}^{-1} \text{ m}^2$  (Draine 2003), we can estimate a rough dust mass from the total 500  $\mu\text{m}$  flux,  $S_{500}$  assuming  $M_d = S_{\nu} D^2 / \kappa_{\nu} B(\nu, T)$  where  $D$  is the distance. The total dust mass within the inner 2' of M86 ranges from  $\sim 2 - 5 \times 10^6 M_{\odot}$  for temperatures,  $T_d = 15 - 20 \text{ K}$ . Comparing the dust masses with the atomic gas mass, we estimate a range of gas-to-dust ratios of  $g/d \sim 20 - 80$  depending on the temperature. Non-detection of

CO gas within M86 rules out a significant molecular component with  $< 10^{6.8} M_{\odot}$  (Braine, Henkel & Wiklind 1997). The ionized gas could contribute a further  $10^7 M_{\odot}$ , but this is difficult to estimate without knowing the gas densities (K08). These ratios are higher than expected in elliptical galaxies (e.g. Fich & Hodge 1993) and similar to the lower range of values estimated for the dust feature extending out from NGC 4438 (Cortese et al. 2010).

It is interesting to ask what is responsible for heating the dust and creating the submm emission seen here. Possible mechanisms include AGN, the interstellar radiation field (ISRF), tidal heating and/or the hot X-ray halo. Following Thomas et al. (2002), the luminosity  $L_h$  required to heat a cloud of dust with

grain size  $a$ , total mass  $M_d$ , temperature  $T_d$  and Planck-averaged absorption coefficient  $\langle Q(a, T_d) \rangle$ , is given by Eq. 1:

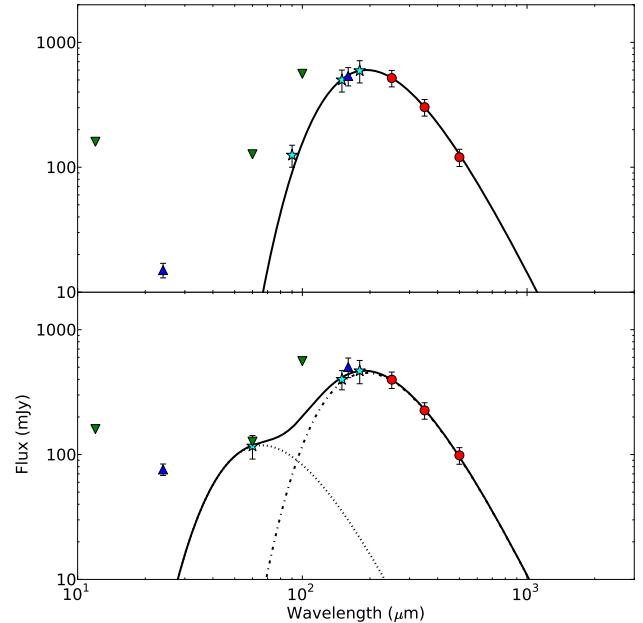
$$L_h = \left( \frac{4\pi a^2}{m_d} \right) \langle Q(a, T_d) \rangle T_d^4 \sigma M_d \quad (1)$$

For  $a < 0.1 \mu\text{m}$  at 20 K, we require  $L_h < 10^9 L_\odot$ . M86 is radio quiet and we can rule out significant heating from the AGN. Although the dust is not spatially coincident with the optical/UV, the ISRF could still be responsible for heating the dust with  $L_h$  comparable to the *B*-Band luminosity (Mei et al. 2007). To investigate this, we used a radiative transfer implementation of the Monte Carlo code *skirt* (Baes & Dejonghe 2002), which models the absorption, scattering and thermal emission of circumstellar discs and dusty galaxies. M86 was represented by a flattened Sersic model based on parameters from the literature (Caon, Capaccioli & D’Onofrio 1993; Graham & Colless 1997; Gavazzi et al. 2005) and we used the global SED from Boselli et al. (2010b) for the intrinsic model. During the Monte Carlo simulation, the mean intensity of the radiation field is calculated from UV-MIR wavelengths at every position in the galaxy. From this mean intensity, the equilibrium dust temperature,  $T_{\text{eq}}$  of each species of dust grains is calculated using energy balance. We predict that  $T_{\text{eq}}$  for silicate (graphite) grains at a distance of  $1.9'$  from the nucleus is 13 (19)K; even though the submm peaks do not correlate with optical/UV emission, the ISRF of M86 is sufficient to produce the submm emission detected here.

The thermal energy provided by M86’s hot, X-ray emitting ISM could also provide a significant heating contribution by collisionally heating the dust, with grains of  $a < 0.1 \mu\text{m}$  reaching  $T_{\text{eq}} < 18 \text{ K}$  (e.g. Dwek 1987). The tidally-heated component as traced by  $H\alpha$  also cannot be ruled out as it provides comparable energy to M86’s thermal reservoir over the last 100 Myr ( $\sim 10^9 L_\odot$ , K08). Thus, the ISRF, X-ray halo and tidal heating could all be contributing to heating the dust and it is difficult to separate these processes using the UV-submm SED only. However, the high resolution images presented here suggest that submm emission only originates from regions where we detect atomic *and* ionised gas. Submm emission is not detected from regions with just atomic H I and X-ray emission, suggesting that the X-ray halo alone is not responsible for heating the dust. The spatial distribution of these tracers therefore favours a scenario in which the submm emission originates from dust mixed with stripped atomic material and is heated by the tidal interaction.

In summary, we present submm images of M86 which reveal a complex dust morphology with emission detected 10 kpc from the centre, towards the southeast. The unprecedented resolution of SPIRE has revealed, for the first time, a strong spatial correlation between the cold dust ( $\sim 10^6 M_\odot$ ,  $g/d$  of 20 – 80) and the warm ionized gas in M86. This result strongly favours a scenario whereby the dust in M86 originates from material stripped from the nearby spiral NGC 4438. We investigate the different heating mechanisms responsible for the dust emission detected by *Herschel*. Intriguingly, although we cannot rule out the stellar radiation field of M86, the strong correlation between submm and  $H\alpha$  emission suggests the cold dust is heated by the same mechanisms responsible for ionizing the gas stripped from NGC4438. If so, tidal heating is likely to be responsible for the dust emission. Further modeling is required to provide a definite answer on the origin of the submm features revealed by SPIRE in M86.

*Acknowledgements.* We thank Jeff Kenney & Jacqueline van Gorkom for providing electronic versions of their data. The images were produced with APLpy, thanks to Edward Gomez & Eli Bressart. We thank the referee for their constructive comments. SPIRE has been developed by a consortium of institutes led by Cardiff University (UK) and including Univ. Lethbridge (Canada);



**Fig. 3.** The SEDs for *top*: M86-SE and *bottom*: M86-off. Solid lines are modified blackbody functions with cold temperature 15 K and 44 K. *Spitzer* fluxes are blue triangles, *ISO* (stars) and *SPIRE* (circles). *IRAS* data (green triangles) are measured in a single aperture of radius  $136''$ .

NAOC (China); CEA, OAMP (France); IFSI, Univ. Padua (Italy); IAC (Spain); Stockholm Observatory (Sweden); Imperial College London, RAL, UCL-MSSL, UKATC, Univ. Sussex (UK); and Caltech/JPL, IPAC, Univ. Colorado (USA). This development has been supported by national funding agencies: CSA (Canada); NAOC (China); CEA, CNES, CNRS (France); ASI (Italy); MCINN (Spain); Stockholm Observatory (Sweden); STFC (UK); and NASA (USA).

## References

- Baes M., & Dejonghe H. 2002, *MNRAS*, 335, 441  
 Boselli A., Buat V., Ciesla L., et al., 2010b, *A&A*, this volume  
 Boselli, A., Eales, S., Cortese, L., et al., 2010a, *PASP*, 122, 261  
 Braine J., Henkel C., Wiklind T., 1997, *A&A*, 321, 765  
 Bendo G., Wilson C.D., Pohlen M., et al., 2010a, *A&A*, this issue  
 Bendo G., et al., 2010b, *MNRAS*, 402, 1409  
 Caon, N., Capaccioli, M., D’Onofrio, M. 1993, *MNRAS*, 265, 1013  
 Cortese L., Bendo G.J., Boselli A., et al., *A&A*, 2010, this volume  
 Draine B.T., 2003, *Ann. Rev. Astr. Ap.*, 41, 241  
 Dwek E., 1987, *ApJ*, 332, 812  
 Elmegreen D.M., Elmegreen B.G., Chromey F.R., Fine M.S., 2000, *ApJ*, 120, 733  
 Fich M., & Hodge P., 1993, *ApJ*, 415, 75  
 Finoguenov A., Pietsch W., Aschenbach B., Miniati F., 2004, *A&A*, 415, 415  
 Gavazzi, G., Donati, A., Cucciati, O., Sabatini, S., Boselli, A., Davies, J., & Zibetti, S. 2005, *A&A*, 430, 411  
 Graham, A., & Colless, M. 1997, *MNRAS*, 287, 221  
 Griffin et al. 2010, *A&A*, this volume  
 Kenney J.D.P., Tal T., Crowl H.H., Feldmeier J., Jacoby G.H., 2008, *ApJ*, 687, L69 [K08]  
 Knapp G.R., Guhathakurta P., Kim D-W., Jura M.A., 1989, *ApJS*, 70, 329  
 Mei S., et al. 2007, *ApJ*, 655, 144  
 Leeuw L.L., Davidson J., Dowell C.D., Matthews H.E., 2008, *ApJ*, 677, 249  
 Li Y. & van Gorkom J.H., in *ASP Conf. Ser.* 240, in *Gas and Galaxy Evolution*, ed. J.E. Hibbard, M. Rupen, and J.H. van Gorkom, 2001, 637  
 Pilbratt et al. 2010, *A&A*, this volume  
 Pohlen M., Cortese L., Smith M.W.L., et al., 2010, *A&A*, this volume  
 Randall S., Nulsen P., Forman W.R., Jones C., Machacek M., Murray S.S., Maughan B., 2008, *ApJ*, 688, 208

Stickel M., Bregman J.N., Fabian A.C., White D.A., Elmegreen D.M., 2003, *A&A*, 397, 503 [S03]  
 Swinyard et al. 2010, *A&A*, this volume  
 Thomas H.C., Dunne L., Clemens M.S., Alexander P., Eales S., Green D.A., James A., 2002, *MNRAS*, 331, 853  
 Trinchieri G., & di Serego Alighieri S., 1991, *AJ* 101, 1647  
 Young L.M., Bendo G.J., Lucero D.M., 2009, *AJ*, 137, 2  
 White D.A., Fabian A.C., Forman W., Jones C., Stern C., 1991, *ApJ*, 375, 35

- 
- <sup>1</sup> School of Physics & Astronomy, Cardiff University, The Parade, Cardiff, CF24 3AA, UK, e-mail: haley.gomez@astro.cf.ac.uk  
<sup>2</sup> Sterrenkundig Observatorium, Universiteit Gent, Krijgslaan 281 S9, B-9000 Gent, Belgium  
<sup>3</sup> Astrophysics Group, Imperial College, Blackett Laboratory, Prince Consort Road, London SW7 2AZ, UK  
<sup>4</sup> Laboratoire d'Astrophysique de Marseille, UMR6110 CNRS, 38 rue F. Joliot-Curie, F-13388 Marseille France  
<sup>5</sup> INAF-Osservatorio Astrofisico di Arcetri, Largo E. Fermi 5, 50125, Firenze, Italy  
<sup>6</sup> Dept. of Physics and Astronomy, University College London, Gower Street, London WC1E 6BT, UK  
<sup>7</sup> Jet Propulsion Laboratory, Pasadena, CA 91109, California Institute of Technology, Pasadena, CA 91125, USA  
<sup>8</sup> Instituto de Astrofísica de Canarias (IAC) and Departamento de Astrofísica, Universidad de La Laguna (ULL), La Laguna, Tenerife, Spain  
<sup>9</sup> CEA, Laboratoire AIM, Irfu/SAP, Orme des Merisiers, F-91191, Gif-sur-Yvette, France  
<sup>10</sup> Institut d'Astrophysique de Paris, UMR7095 CNRS, 98 bis Boulevard Arago, F-75014 Paris, France  
<sup>11</sup> Dept. of Physics & Astronomy, University of California, Irvine, CA 92697, USA  
<sup>12</sup> Observational Cosmology Lab, Code 665, NASA Goddard Space Flight Center Greenbelt, MD 20771, USA  
<sup>13</sup> Department of Astrophysical and Planetary Sciences, CASA CB-389, University of Colorado, Boulder, CO 80309, US  
<sup>14</sup> ESA Astrophysics Missions Division, ESTEC, PO Box 299, 2200 AG Noordwijk, The Netherlands  
<sup>15</sup> Astronomy Centre, Department of Physics and Astronomy, University of Sussex, UK  
<sup>16</sup> Mullard Space Science Laboratory, University College London, Holmbury St Mary, Dorking, Surrey RH5 6NT, UK  
<sup>17</sup> Dept. of Physics & Astronomy, McMaster University, Hamilton, Ontario, L8S 4M1, Canada  
<sup>18</sup> School of Physics & Astronomy, University of Nottingham, University Park, Nottingham NG7 2RD, UK  
<sup>19</sup> Istituto di Fisica dello Spazio Interplanetario, INAF, Via del Fosso del Cavaliere 100, I-00133 Roma, Italy  
<sup>20</sup> Infrared Processing and Analysis Center, California Institute of Technology, 770 South Wilson Av, Pasadena, CA 91125, USA  
<sup>21</sup> Centre for Astrophysics Research, Science and Technology Research Centre, University of Hertfordshire, Herts AL10 9AB, UK  
<sup>22</sup> University of Padova, Department of Astronomy, Vicolo Osservatorio 3, I-35122 Padova, Italy  
<sup>23</sup> Observatoire Astronomique de Strasbourg, UMR 7550 Université de Strasbourg - CNRS, 11, rue de l'Université, F-67000 Strasbourg  
<sup>24</sup> UK Astronomy Technology Center, Royal Observatory Edinburgh, Edinburgh, EH9 3HJ, UK  
<sup>25</sup> Institut für Astronomie, Universitt Wien, Trkenschanzstr. 17, A-1180 Wien, Austria